


























RESULTS SUMMARY

ICF EUROPEAN OLYMPIC QUALIFIER / ICF CANOE SPRINT AND PARACANOE WORLD CUP























K1 Men 1000m

Rank	Heat	Lane	NF	Name(s)	250m	500m	750m	Time	
1	3	5	 HUN	Balint KOPASZ	50.42	1:46.41	2:43.53	3:40.41	SF
2	6	4	 GBR	Thomas LUSTY	51.45 +0.16	1:46.72	2:43.92	3:40.98 +0.57	SF
3	3	6	 SRB	Ervin HOLPERT	55.03 +0.50	1:51.09 +2.16	2:47.44 +1.27	3:41.15 +0.74	SF
4	3	2	 CZE	Jakub SPICAR	53.97 +0.94	1:49.84 +0.92	2:45.98 +2.45	3:41.33 +0.91	SF
5	3	1	 SVK	Denis MYSK	51.20 +0.78	1:48.42 +2.01	2:46.59 +0.42	3:41.79 +1.38	SF
6	6	5	 SVK	Peter GELLE	53.72 +1.49	1:49.53 +0.22	2:44.72 +0.80	3:42.48 +2.07	SF
7	4	5	 BLR	Aleh YURENIA	52.19 +1.04	1:47.42 +0.27	2:44.14	3:42.61 +2.20	SF
8	3	4	 SRB	Bojan ZDELAR	53.63 +0.60	1:50.03 +1.10	2:46.09 +2.55	3:42.69 +2.28	P
9	4	4	 ARG	Agustin VERNICE	50.98	1:47.15	2:44.89 +0.75	3:43.27 +2.85	SF
10	6	1	 ARG	Agustin RODRIGUEZ	51.29	1:46.81 +0.09	2:44.64 +0.72	3:43.73 +3.32	SF
11	6	7	 POL	Michal BIL	52.24 +0.79	1:49.31 +2.60	2:47.93 +3.22	3:43.94 +3.53	SF
12	5	5	 DEN	Rene Holten POULSEN	50.60	1:46.63 +0.34	2:44.55	3:43.95 +3.54	SF
13	1	9	 GER	Jacob SCHOPF	51.43	1:46.95	2:45.26	3:44.64 +4.23	SF
14	2	5	 POR	Fernando PIMENTA	52.46	1:48.50	2:45.72	3:44.80 +4.39	SF
15	6	3	 IRL	Ronan FOLEY	53.69 +1.45	1:51.04 +1.72	2:48.47 +0.53	3:45.13 +4.72	P
16	4	7	 DEN	Thorbjorn RASK	51.15 +0.17	1:47.54 +0.12	2:46.13 +1.99	3:45.22 +4.80	SF
17	3	8	 FIN	Eetu KOLEHMAINEN	54.53 +1.50	1:51.48 +2.55	2:48.15 +1.98	3:45.49 +5.08	
18	3	7	 UKR	Oleksandr SYROMIATNYKOV	53.03 +2.61	1:48.93 +2.52	2:46.17 +2.64	3:45.51 +5.10	
19	1	5	 CZE	Josef DOSTAL	51.84 +0.42	1:49.44 +2.49	2:48.02 +2.76	3:45.59 +5.18	SF
20	2	4	 SWE	Martin NATHELL	53.41 +0.31	1:50.05 +1.54	2:47.59 +1.87	3:45.78 +5.37	SF
21	1	4	 CRO	Antun NOVAKOVIC	54.51 +3.09	1:50.74 +3.79	2:47.85 +2.59	3:46.23 +5.82	SF
22	6	2	 USA	Alexander LEE	52.45 +0.22	1:48.57 +1.85	2:47.39 +2.68	3:46.62 +6.21	
23	2	6	 POL	Bartosz STABNO	53.46 +0.36	1:50.40 +0.18	2:48.10 +2.39	3:46.75 +6.34	SF
24	5	4	 BEL	Artuur PETERS	50.82 +0.22	1:46.29	2:45.32 +0.77	3:46.85 +6.44	SF
25	3	3	 ROU	Constantin MIRONESCU	53.93 +0.90	1:52.52 +1.04	2:51.08 +2.93	3:47.28 +6.86	

RESULTS SUMMARY

ICF EUROPEAN OLYMPIC QUALIFIER / ICF CANOE SPRINT AND PARACANOE WORLD CUP

K1 Men 1000m

Rank	Heat	Lane	NF	Name(s)	250m	500m	750m	Time	
26	1	3	 HUN	Peter Istvan GAL	53.24 +1.81	1:50.27 +3.32	2:49.20 +3.94	3:48.39 +7.98	SF
27	2	8	 ITA	Andrea DAL BIANCO	53.10 +0.64	1:50.23 +1.72	2:48.70 +0.60	3:48.49 +8.08	SF
28	5	6	 SUI	Andri SUMMERMATTER	54.15 +3.55	1:51.27 +4.65	2:49.06 +4.51	3:48.58 +8.17	SF
29	1	7	 ICF	Saeid FAZLOULA	54.75 +3.33	1:52.55 +5.60	2:51.34 +6.08	3:49.44 +9.03	P
30	5	3	 NED	Barry HAZENOOT	52.99 +2.39	1:50.10 +3.47	2:50.04 +0.98	3:50.06 +9.65	SF
31	5	1	 BUL	Daniel KARAKOLEV	53.78 +3.17	1:52.06 +0.79	2:51.91 +2.85	3:50.39 +9.98	P
32	1	2	 NOR	Jon Amund VOLD	52.44 +1.01	1:49.95 +2.100	2:50.74 +5.48	3:50.56 +10.14	
33	1	6	 LAT	Aldis Arturs VILDE	54.10 +2.68	1:52.00 +5.05	2:52.91 +7.65	3:50.69 +10.28	
34	2	7	 UKR	Oleksandr ZARUBIN	55.05 +1.95	1:55.01 +4.78	2:53.04 +4.34	3:51.84 +11.43	P
35	2	1	 RUS	Nikolay CHERVOV	54.43 +1.33	1:52.68 +2.46	2:52.01 +3.31	3:52.40 +11.99	
36	2	2	 RSA	Chrisjan COETZEE	53.45 +0.35	1:52.31 +2.09	2:54.32 +5.62	3:53.72 +13.31	
37	4	1	 USA	Nathan HUMBERSTON	54.19 +3.04	1:52.13 +4.59	2:53.21 +7.08	3:54.12 +13.71	SF
38	1	8	 LTU	Tomas JUSEVICIUS	55.50 +4.07	1:54.44 +7.49	2:54.11 +8.85	3:54.14 +13.73	
39	6	8	 TUR	Deniz Romeo KAYA	54.57 +2.34	1:53.43 +4.12	2:53.46 +5.53	3:54.40 +13.99	
40	4	2	 TUR	Mustafa OZMEN	55.79 +4.64	1:55.11 +7.57	2:56.58 +10.44	3:56.40 +15.99	
41	5	7	 GRE	Panagiotis ANTONIOU	57.08 +2.93	1:57.87 +6.59	2:57.83 +8.77	3:56.60 +16.19	
42	1	1	 ITA	Mauro CRENNÀ	53.58 +2.15	1:51.19 +4.24	2:52.43 +7.17	3:58.39 +17.98	
43	5	2	 SLO	Rok SMIT	53.98 +3.38	1:55.49 +4.22	2:59.100 +2.17	4:07.89 +27.48	
44	5	8	 ISR	Tomer MATZA	58.79 +1.71	2:03.54 +5.67	3:11.27 +13.44	4:14.26 +33.84	
45	4	8	 ISR	Doron KAHN	59.88 +8.73	2:05.54 +18.00	3:14.13 +27.100	4:21.94 +41.53	
46	4	3	 FIN	Jeremy HAKALA	54.56 +3.41	2:05.50 +17.96	3:16.14 +2.01	4:26.07 +45.66	
47	2	3	 MKD	Nikola MALESKI	1:04.100 +11.90	2:16.86 +26.64	3:29.62 +40.92	4:40.45 +1:00.04	