























RESULTS SUMMARY

ICF EUROPEAN OLYMPIC QUALIFIER / ICF CANOE SPRINT AND PARACANOE WORLD CUP

C2 Men 1000m

Rank	Heat	Lane	NF	Name(s)	250m	500m	750m	Time	
1	3	4	 CUB	Serguey TORRES MADRIGAL Fernando Dayan JORGE ENRIQUEZ	52.51 +0.62	1:47.98 +0.88	2:42.100 +0.02	3:38.79	FA
2	3	3	 CZE	Petr FUKSA Martin FUKSA	51.90 +0.23	2:01.78 +9.85	2:45.32 +2.34	3:40.35	SF
3	3	6	 BRA	Jacky Jamael NASCIMENTO GODMANN Isaquias QUEIROZ DOS SANTOS		1:47.10	2:42.98	3:41.23	SF +2.44
4	2	4	 UKR	Pavlo ALTUKHOV Dmytro IANCHUK	53.73 +1.16	1:50.46 +0.92	2:46.60	3:42.25	FA +3.46
5	2	7	 HUN	Jonatan HAJDU Adam FEKETE	52.58	1:49.55	2:46.93 +0.34	3:42.52	SF +3.72
6	1	5	 GER	Sebastian BRENDEL Tim HECKER		1:49.03	2:45.17	3:43.04	FA +4.25
7	3	2	 GER	Michael MUELLER Conrad-Robin SCHEIBNER	51.67	1:48.94 +1.84	2:47.32 +4.34	3:44.47	SF +5.68
8	3	1	 UKR	Yurii VANDIUK Taras MISHCHUK	52.97 +0.46	1:50.27 +0.11	2:48.32 +5.35	3:45.61	SF +6.82
9	3	5	 FRA	Loic LEONARD Adrien BART	54.73 +0.77	1:52.59 +0.66	2:47.99 +5.02	3:45.78	SF +6.99
10	1	8	 ITA	Daniele SANTINI Luca INCOLLINGO	54.25 +0.42	1:51.09 +0.67	2:48.48 +0.06	3:46.07	SF +7.28
11	2	5	 POL	Wiktor GLAZUNOW Tomasz BARNIAK	52.90 +0.33	1:49.65 +0.11	2:47.04 +0.11	3:46.80	SF +8.01
12	1	7	 BLR	Maksim KRYSKO Ivan PATAPENKA	54.69 +0.45	1:52.15 +1.06	2:50.25 +1.77	3:47.05	SF +8.26
13	1	6	 RUS	Pavel PETROV Ivan DMITRIEV	53.83	1:50.42 +1.39	2:48.42 +3.25	3:47.22	SF +8.43
14	2	8	 CZE	Jiri ZALUBIL Jiri MINARIK	54.52 +1.94	1:51.08 +1.53	2:48.89 +1.96	3:49.37	SF +10.58
15	3	8	 BLR	Mikita RUDZEVICH Vitali ASETSKI	53.96 +0.90	1:51.93 +1.77	2:51.24 +0.58	3:51.37	SF +12.58
16	1	3	 HUN	Balazs ADOLF Daniel FEJES	54.75 +0.50	1:51.67 +0.58	2:49.79 +1.31	3:51.92	SF +13.13
17	3	7	 POL	Aleksander KITEWSKI Norman ZEZULA	53.06 +0.55	1:50.16 +3.06	2:50.66 +7.69	4:01.20	
18	2	2	 FRA	Clement JACQUET Frantz VASSEUR	56.15 +1.64	1:57.05 +5.97	3:00.47 +11.58	4:05.28	SF +26.49
19	1	2	 ARM	Ara VIRABYAN Rade PEDICH	58.39 +4.14	2:02.01 +10.92	3:10.82 +22.34	4:17.09	SF +38.30
20	2	3	 POR	Bruno AFONSO Marco APURA	53.58 +1.00	1:57.69 +6.61	3:11.85 +22.96	4:31.06	SF +52.27
21	1	4	 ESP	Cayetano GARCIA Pablo MARTINEZ	1:07.94 +9.55	2:16.01 +14.00	3:25.13 +14.31	4:35.15	SF +56.36
22	2	6	 ITA	Nicolae CRACIUN Sergiu CRACIUN	58.13 +3.61	2:12.05 +20.97	3:25.80 +36.91	4:41.23	SF +1:02.44