


























## RESULTS SUMMARY

ICF EUROPEAN OLYMPIC QUALIFIER / ICF CANOE SPRINT AND PARACANOE WORLD CUP




### C1 Men 1000m

Rank	Heat	Lane	NF	Name(s)	250m	500m	750m	Time	
1	4	5	 BRA	Isaquias QUEIROZ DOS SANTOS	56.26 +0.76	1:55.71	2:57.25	<b>4:02.35</b>	SF
2	4	1	 MDA	Serghei TARNOVSCHI	55.50	1:56.02 +0.30	2:59.00 +1.75	<b>4:06.59</b>	SF
3	4	4	 CUB	Jose Ramon PELIER CORDOVA		1:57.67 +1.96	3:01.46 +4.21	<b>4:08.09</b>	SF
4	1	4	 BRA	Erlon DE SOUZA SILVA	58.30 +0.43	2:01.71 +0.62	3:06.38 +0.51	<b>4:08.37</b>	SF
5	1	2	 RUS	Ivan DMITRIEV	57.100 +0.12	2:00.14	3:04.89	<b>4:09.100</b>	SF
6	3	5	 FRA	Adrien BART		1:59.02	3:02.78	<b>4:10.24</b>	SF
7	1	6	 LTU	Vadim KOROBV	57.88	2:02.03 +0.02	3:07.29 +0.24	<b>4:10.40</b>	SF
8	1	3	 UKR	Viktor SVYRYDIUK	57.93 +0.05	2:01.09 +0.95	3:05.88 +0.99	<b>4:10.41</b>	SF
9	1	5	 POL	Tomasz KACZOR	58.61 +0.74	2:02.00 +0.29	3:07.05 +0.67	<b>4:10.44</b>	SF
10	2	5	 CZE	Martin FUKSA	55.96	1:56.97	3:01.16	<b>4:11.16</b>	SF
11	4	2	 GER	Conrad-Robin SCHEIBNER	56.30 +0.04	1:58.79 +3.08	3:04.32 +7.07	<b>4:11.35</b>	SF
12	4	8	 LTU	Henrikas ZUSTAUTAS	59.55 +3.30	2:05.44 +1.93	3:11.68 +1.40	<b>4:13.56</b>	SF
13	2	6	 EST	Joosep KARLSON	58.27 +1.20	2:02.06 +0.14	3:07.19 +6.04	<b>4:14.72</b>	SF
14	3	6	 USA	Ian ROSS	59.53 +1.42	2:03.27 +4.25	3:06.90 +4.13	<b>4:14.91</b>	SF
15	4	7	 HUN	Adam SLIHOCZKI	59.58 +0.03	2:03.51 +7.80	3:10.28 +13.03	<b>4:15.21</b>	SF
16	4	6	 SVK	David FEKETE	1:00.09 +0.54	2:06.43 +0.99	3:13.51 +1.82	<b>4:17.40</b>	P
17	1	7	 AZE	Malkhaz TCHINTCHARASHVILI	1:01.80 +3.92	2:06.23 +4.21	3:11.20 +3.90	<b>4:18.62</b>	SF
18	3	2	 SVK	Peter KIZEK	59.97 +0.44	2:06.33 +0.63	3:14.49 +1.28	<b>4:21.30</b>	SF
19	3	3	 POL	Mateusz KAMINSKI	58.11	2:02.25 +3.23	3:10.90 +4.00	<b>4:21.38</b>	SF
20	3	7	 CZE	Filip DVORAK	1:01.23 +1.71	2:05.70 +2.44	3:13.20 +6.30	<b>4:21.56</b>	SF
21	2	4	 RUS	Iliia SHTOKALOV	59.76 +2.69	2:03.97 +2.05	3:12.56 +0.02	<b>4:22.56</b>	SF
22	2	7	 HUN	Attila SZOKE	57.07 +1.11	2:01.92 +4.96	3:12.54 +5.35	<b>4:22.100</b>	SF
23	2	8	 ROU	Constantin DIBA	1:00.71 +3.64	2:06.14 +4.22	3:14.89 +2.34	<b>4:25.97</b>	SF
24	3	8	 ESP	David BARREIRO	1:02.98 +1.75	2:08.51 +2.81	3:16.62 +3.42	<b>4:26.20</b>	SF
25	2	2	 FRA	Loic LEONARD	58.15 +1.08	2:06.36 +0.23	3:19.53 +4.64	<b>4:33.70</b>	SF

# RESULTS SUMMARY

ICF EUROPEAN OLYMPIC QUALIFIER / ICF CANOE SPRINT AND PARACANOE WORLD CUP

## C1 Men 1000m

Rank	Heat	Lane	NF	Name(s)	250m	500m	750m	Time	
26	1	8	 SRB	Mihajlo MALOVIC	1:03.99 +2.20	2:16.88 +10.65	3:34.78 +23.58	<b>4:53.83</b> +51.48	P
	3	4	 ITA	Carlo TACCHINI				<b>DNS</b>	
	4	3	 TUN	Ghailene KHATTALI				<b>DNS</b>	